

Copyright and Your Family: What does it mean for you?

Adapted from *Copyrights and Wrongs* by Common Sense Education

Have you seen the copyright symbol on something before?

Usually found in or on books,
movies, videos, music, websites,
written work, plays, etc.
Anything that someone
had the idea to create and
share with the world.




Copyright can easily be
misunderstood.

This short video by Common
Sense Education summarizes
how copyright affects us.

<https://www.commonsense.org/education/videos/copyright-and-fair-use-animation>

The copyright owner is protected by law


- The idea belongs to the creator.
 - They get to decide how their creation is used.
 - The creator also receives royalties from others paying to use their creation or idea.
 - When the creation or idea is used, it gets recognition for the creator who can continue to make new creations and ideas.
- 

In our Digital World...


- We can access information instantly with the internet and smart devices such as phones and tablets.
- We can rework media (videos, pictures, etc) and share via social media networks.

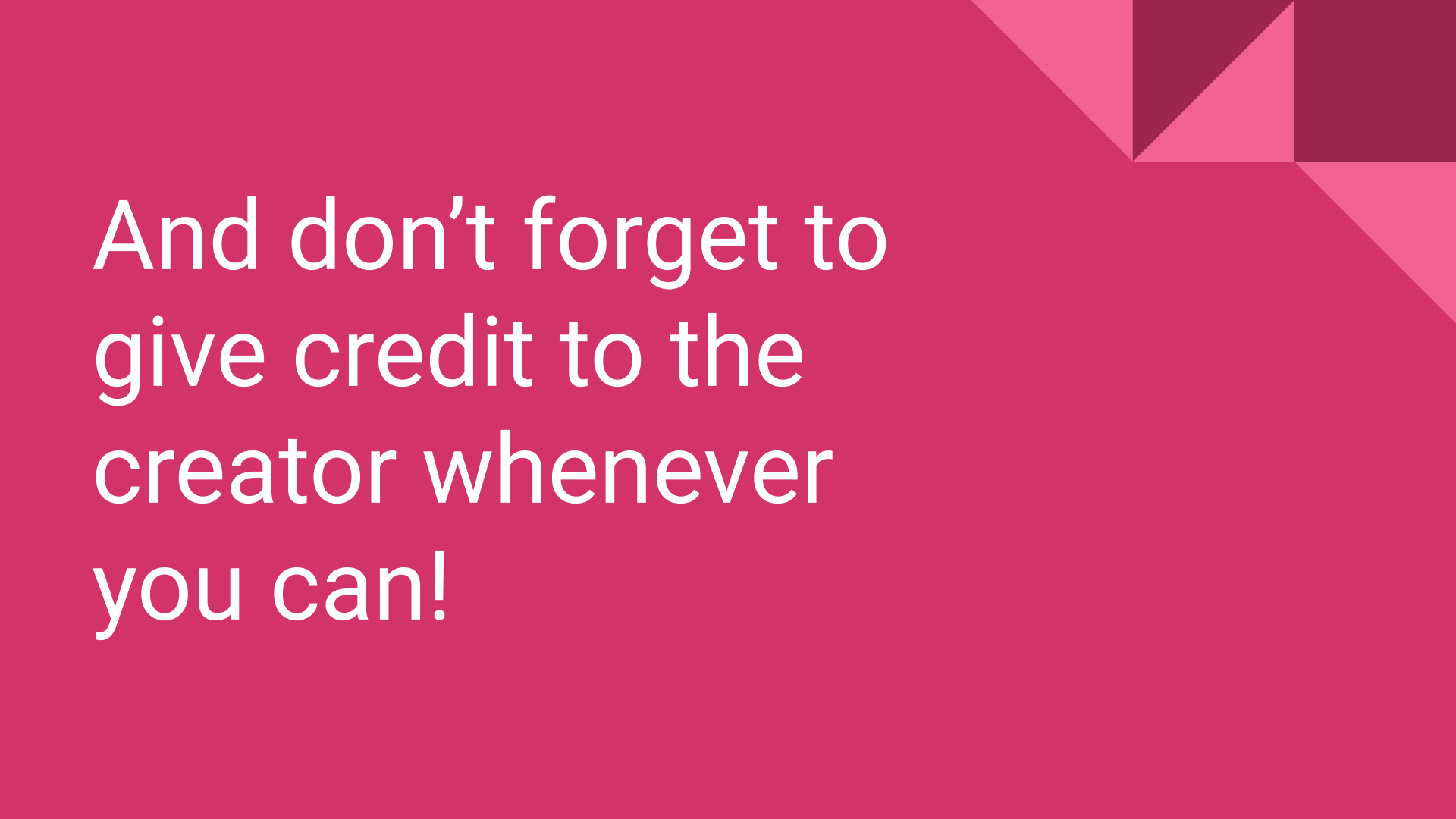


But our ease of use can lead to problems of

- Copyright Infringement: Breaking copyright law
 - Plagiarism: Using the creation of another without giving credit to the creator.
 - Piracy: Illegally downloading without permission or payment
 - And a general lack of respect for the hard work and creativity of others
- 

So what are students and families allowed to do?

- Under Fair Use, copyrighted works can be used for
 - Education and Schoolwork
 - News Reporting
 - Criticizing and Commenting
 - Comedy and Parody
 - As long as you follow these key points, you are following copyright and fair use.
 - Use a small amount of the work
 - Rework and use it in a different way
 - Use for nonprofit purpose
 - Add new meaning and make it original
- 

The background is a solid pink color. In the top right corner, there are several overlapping geometric shapes: a light pink triangle pointing down-left, a dark pink triangle pointing up-left, and a dark pink square. The text is centered on the left side of the slide.

And don't forget to
give credit to the
creator whenever
you can!

Together as parents and educators, we can encourage and provide guidance to our students so that they can take responsibility and learn to respect the copyrights of others and how to protect, receive acknowledgement, and share their own original creation.

Thank you for your time today.

If you have questions, comments, or concerns about copyright and fair use, contact Mrs. Bettencourt, Dassa School Librarian, at sbettencourt@moniteau.org or your local public librarian.

Please enjoy the rest of Title 1 Game Night. We are glad you are here.